

**MINUTES OF XIV<sup>TH</sup> MEETING OF**  
**STATE LEVEL SANCTIONING COMMITTEE FOR**

**RASHTRIYA KRISHI VIKAS YOJANA – REMUNERATIVE**  
**APPROACHES FOR AGRICULTURE AND ALLIED SECTOR**  
**REJUVENATION (RKVY-RAFTAAR)**

The XIV<sup>th</sup> meeting of the State Level Sanctioning Committee (SLSC) for Rashtriya Krishi Vikas Yojana – Remunerative Approaches for Agriculture and Allied Sector Rejuvenation (RKVY-RAFTAAR) was held in the Conference Hall, Secretariat, Porvorim Goa on 2<sup>nd</sup> February, 2021 at 10:30 A.M. The meeting was chaired by the Chief Secretary, Goa.

At the outset, Shri Nevil Alphonso, Director of Agriculture welcomed Shri Parimal Rai, IAS, Chief Secretary and Chairman of State Level Sanctioning Committee of Rashtriya Krishi Vikas Yojana – Remunerative Approaches for Agriculture and Allied Sector Rejuvenation (RKVY-RAFTAAR), and all the members of the SLSC.

The list of the participants is enclosed as Annexure – I.


Director of Agriculture informed the SLSC that due to covid-19 outbreak, Government of India had granted relaxation in operational guidelines of RKVY allowing States/UTs to take formal approval of Chief Secretary without holding SLSC meeting in respect of the projects to be implemented during 2020-21 and to obtain post facto approval of SLSC at a later date. The formal approval of Chief Secretary was obtained for implementation of the projects.

Director of Agriculture further informed that in view of relaxation of lockdown restrictions, Government of India has requested to organize SLSC meeting under RKVY-RAFTAAR to obtain ex-post approval of the projects for implementation during 2020-21 for which relaxation of SLSC was given and formal approval of Chief Secretary was obtained.

**The following issues were discussed during the meeting as per the agenda.**

**1) Confirmation of the minutes of XIII<sup>th</sup> SLSC meeting held on 21<sup>st</sup> May, 2019.**

The minutes of meeting of XIII<sup>th</sup> SLSC held on 21<sup>st</sup> May, 2019 for implementation of various projects were approved and confirmed.





**2) Review of Programmes implemented under RKVY-RAFTAAR during 2019-20**

Details of the projects implemented and expenditure incurred on these projects during 2019-20 were presented before the Committee for review.

**a. Physical and Financial Progress Report in respect of activities under taken during 2019-20**

(Rs. in lakhs)

Sr. No.	Name of the project	Total Cost of Project Approved	Physical Achievement/ Status till date	Expenditure 2019-20	Cumulative Expenditure upto March 2020
<b>I. Directorate of Agriculture</b>					
1	Establishment of Seed Processing Unit	343.49	Under construction 15 % completed. Project construction is through GSIDC	0.00	161.74
2	Characterization and mapping of Lands Resources of Goa	115.67	Completed .	-	85.00
3	Mechanizing in Agriculture in Goa State	2635.99	3479 nos of farmers were assisted for purchase of Agriculture machineries and equipment/ implements and 23 tractor and 24 nos of tractor drawn implements for departmental tractor	285.94	819.09
4	eKrishi for speedy disposal of assistance to farmers	972.47	Completed.	62.24	908.51
5	Improvement of working environment of Agriculture Department	852.00	In progress	29.53	29.53
6	Proposal for Preparing Road map for Agriculture marketing of Goa.	6.66	Proposal is Submitted to the Government for appointment of consultant.	-	-
7	Development of Model Farm at Government Agri Farm, Pernem.	127.55	70% completed.	75.49	75.49
8	Mobile Agriculture Exhibition Van	38.03	Codal formalities are in progress.	0.00	0.00





	Name of the project	Total Cost of Project Approved	Physical Achievement/ Status till date	Expenditure 2019-20	Cumulative Expenditure upto March 2020
9	Providing and Automation in irrigation at Sakhali	153.25	Awaiting Technical sanction from WRD	0.00	0.00

## II. Soil Conservation Division


10	Remodeling of protective bunds to protect low lying paddy fields (Khazan lands) from saline water. (4 bunds)	1258.05	Work in progress. one bund is completed . Work of one is ongoing. Location of the bund at Divar, Poinguinim, Shiroda, and Raia covering 233 hectors and length of the bunds is 3932 mtrs	0.00	57.66
----	--	---------	---	------	-------

## III. Krishi Vigyan Kendra (South Goa)

11	Upgradation of Training facilities for advanced trainings to the farmers, farm women, rural youth and other stakeholders	33.65	35% work completed. Balance work is in progress.	2.54	10.63
12	Establishment of training. Demonstration units and museum for Aquaculture and fisheries	23.30	Codal formalities are in progress	0.00	0.00
13	Installation of Solar power Micro- Cold Shade at K.V.K. South	24.96	Codal formalities are in progress	0.00	0.00
14	Establishing Post Harvesting Technology Unit at KVK South	31.56	Codal formalities are in progress	0.00	0.00
15	Micro Irrigation Demonstration project for Horticultural and vegetable	12.00	Codal formalities are in progress	0.00	0.00

## IV. Indian Council of Agricultural Research Institute

16	Demonstration of Precision Farming Technologies (PFT) in Banana , Pine apple and Papaya in farmers fields of Goa	59.00	Completed, Pending for settlement of Accounts	0.00	30.00
17	Conservation of traditional varieties of Vegetable crops & Entrepreneurship Development for its seed production under Vegetable Initiative for Urban Clusters	40.00	Completed, Pending for settlement of Accounts	0.00	20.00
18	Development of comprehensive E-Horticulture Portal for information and knowledge sharing in Goa	183.00	Completed, Pending for settlement of Accounts	0.00	137.00





Sr. No.	Name of the project	Total Cost of Project Approved	Physical Achievement/ Status till date	Expenditure 2019-20	Cumulative Expenditure upto March 2020
19	Feed Blocks for Dairy Animals for effective utilization of locally available resources and higher productivity	82.00	Completed, Pending for settlement of Accounts	0.00	74.00
20	Training demonstration and research on hydroponics green fodder production	27.50	Completed, Pending for settlement of Accounts	0.00	13.00

**V. Krishi Vigyan Kendra (North Goa)**

21	Upgradation of Training facilities for Advance Trainings to the farmers and other stakeholders in Goa	59.00	Completed, Pending for settlement of Accounts	0.00	30.00
22	Production of Virgin Coconut Oil.	52.94	Completed, Pending for settlement of Accounts	0.00	30.00
23	Strengthening of Soil Testing Laboratory as Central Soil Testing Laboratory for soil, plant, compost and water analysis	43.92	Completed, Pending for settlement of Accounts	0.00	30.00

**VI. Directorate of Animal Husbandry & Veterinary Service**

24	Crossbred Heifer rearing at cattle breeding farm, Copardem - sattari - Goa	1219.17	Completed	33.48	316.79
25	e-Goa Pashusamvardhan	234.41	70% completed	97.25	131.76

**VII. Goa State Agricultural Marketing Board**


26	Agri Bazar	2177.64	Phase - I completed, Phase -II 99% completed	0.00	1688.00
----	------------	---------	--	------	---------



	Name of the project	Total Cost of Project Approved	Physical Achievement/ Status till date	Expenditure 2019-20	Cumulative Expenditure upto March 2020
<b>VIII. Goa State Horticultural Corporation Ltd.</b>					
27	Proposal for increasing farmers income through market support (phase I)	134.62	70% completed	80.00	130.00
<b>IX. Goa Cold Storage Pvt. Ltd.</b>					
28	Modern Rice Mill (Goa Cold Storage Pvt. Ltd)	43.16	completed & commissioned	0.00	34.71
<b>X. Mahamaya Food Products, Canacona</b>					
29	Poha Mill (Poha Manufacturing Unit)	29.00	completed & commissioned	0.00	0.00
<b>XI. M/s Pradeep Arolkar Pvt. Ltd.,</b>					
30	Establishment of Rice Mill under RKVY project (Polish & Steam Boiled Rice)	30.00	Machinery installation is completed. Not yet commissioned	0.00	0.00
<b>XII. RKVY Cell Expenses</b>					
31	Administrative expenses under RKVY	75.00		6.10	6.10
<b>Total</b>		<b>11118.99</b>		<b>672.57</b>	<b>4819.01</b>

- The Committee reviewed the progress of the implementation of the projects during the year 2019-20 and remarked as below;

- Crossbred Heifer rearing at cattle breeding farm, Copardem - sattari – Goa.  
The Director of Animal Husbandry informed to the committee that they are facing difficulties for getting Crossbred Heifers. Therefore requested to consider the project as completed within Rs.316.79 lakhs against the approved cost of project 1219.17 lakhs, which was approved.






ii. Agri Bazar.

As regards to Agri Bazar project of Goa State Agricultural Marketing Board, Chief Secretary directed to submit the proposal on file alongwith the reasons for delay & escalation of cost.

Chief Secretary/ Chairman urged all the Project Implementing Agencies (PIA) to expedite the completion of the projects within the schedule timeline.

iii. **Review of financial position 2019-20**

(Rs. in lakhs)				
Sr.	Particulars	Amount		Total Amount
		Central Share	State Share	
1	Opening balance as on 1st April, 2019	746.87	497.91	1244.78
2	Amount received during 2019-20	336.00	-	336.00
3	Expenditure done during 2019-20	403.60	269.00	672.60
4	Closing balance as on 31 <sup>st</sup> March, 2020	679.27	228.91	908.18





3) Ex-post facto approval for New and Ongoing projects to be taken up during 2020-21 under Rashtriya Krishi Vikas Yojana .

The New and Ongoing projects to be taken up during 2020-21 for which ex-post facto approval is required to be obtained under Rashtriya Krishi Vikas Yojana were presented by Director before SLSC for ex-post facto approval. The SLSC after deliberation granted Ex-post facto approval for new & ongoing projects to be taken up during 2020-21 under RKVY-RAFTAAR as detailed below.

Sr. No.	Name of the Project	Total cost of project approved	Remarks from GOI	Funds required for 2020-21	(Rs. in lakhs) Remarks of SLSC held on 2nd February, 2021.
(New Projects)					
<b>DEPARTMENT OF ANIMAL HUSBANDRY &amp; VETERINARY SERVICES</b>					
1	E-Pashusamvardhan (Phase-II)	70.09	Comments awaited.	82.71	The Project is approved by Committee subject to supportive comments of RKVY division, GOI, with the cost Rs.82.71 lakhs inclusive GST .Assets are to be geo-tagged.
2	Upgradation of five existing Veterinary Hospitals, 24x7 Emergency Services and setting up of Incinerators	463.15	The project is for 2 years. The project is supported. For items covered in the ESVHD scheme, cost norms from that scheme may be adopted. For other items, reasonability of rate of each item may be certified. Each asset may be geo-tagged.	463.15	The Project is approved by committee. PIA has to follow codal formalities. Assets are to be geo-tagged.
3	Construction of Veterinary hospital at Bicholim	1355.00	The project is for 2 years. The project is supported. For items covered in the ESVHD scheme, cost norms from that scheme may be adopted. For Construction, CPWD/State PWD norms whichever is lower may be adopted. For other items, reasonability of rate of each item may be certified. Each asset may be geo-tagged.	1355.00	The Project is approved by committee. PIA has to follow codal formalities. Assets are to be geo-tagged.
4	Animal Sub-Heath Scheme (rabies vaccination for canine programme)	16.66	Proposal to be submit to the RKVY, GOI.	8.33	The Project is approved by the committee.
<b>GOA STATE HORTICULTURE CORPORATION LTD.</b>					
5	Increasing farmer income through market support (Phase-II)	72.00	May be supported. Cost norms may be certified as reasonable. Geo-tagging of all assets be done.	72.00	The Project is approved by the committee. PIA has to follow codal formalities. Assets are to be geo-tagged.

7



(Rs. in lakhs)

Sr. No.	Name of the Scheme	Total cost of project approved	Remarks from GOI	Funds required for 2020-21	Remarks of SLSC held on 2nd February, 2021.
<b>DIRECTORATE OF AGRICULTURE</b>					
6	M-Krishi	330.05	The project is supported. Reasonableness of rate may be certified. All assets may be geo-tagged.	330.05	The Project is approved by committee. Assets are to be geo-tagged.
7	Organic Cultivation of Alsando (Local cowpea)	130.00	The cost norm adopted is Rs.13000/- per ha. Please adjust components as per PKVY norms. The project is supported. Location may be mentioned. Geo-tagging may be done. DBT may be ensured.	0.00	The project will not work as per the norms of the PKVY scheme and is approved for withdrawal
8	Supply of HYV/ Certified seed of paddy on 50% subsidy	100.00	May be supported as per NFSM Norms. Location may be indicated. DBT may be ensured. Geo-tagging may be done.	0.00	The popular HYV varieties, Jaya and Joyti do not qualify for support under NFSM guidelines. However, committee decided to request the GOI to relax the condition to qualify to avail assistance under NFSM.
<b>Total (New project)</b>		<b>2536.95</b>		<b>2311.24</b>	
<b>(ON GOING PROJECTS PROPOSED FOR EXTENSION)</b>					
9	Agri Bazar at Ponda Market sub- yard	2177.64	Project was started in 2014.Needs to be reviewed at the level of Chief Secretary for early completion. Revised cost needs to be justified. DAC &FW has addressed issues related to the project vide our letter no.1-6/2019 RKVY dated 16.3.2020.This may be complied with.	774.81	PIA explained the reason for delay in completion of the project and informed that the escalation of cost is due to change in GSR rate and implementaion of GST. The committee approved the extension of period by one year & the escalation cost of Rs.3271.84 lakhs. However, Chairman/Chief Secretary requested to submit more details from the PIA stating the reasons for delay & escalation cost of the project. Assets are to be geo-tagged.
10	Establishment of seed processing unit	343.49	Project was started in 2016.Needs to be reviewed at the level of Chief Secretary for early completion. Revised cost needs to be justified.	275.58	The committee approved the extension of period by one year and also escalation cost of Rs.437.32 lakhs. Assets are to be geo-tagged.
11	Development of Model Farm at Kawlebag Government Farm, Pernem	127.55	Revised cost needs to be justified.	61.54	PIA informed that the increase in cost of the project is on account of change in GSR rates and implementation of GST. The committee approved the escalation cost of Rs.137.03 lakhs . Assets are to be geo-tagged.



(Rs. in lakhs)

Sr. No.	Name of the Project	Total cost of project approved	Remarks from GOI	Funds required for 2020-21	Remarks of SLSC held on 2nd February, 2021.
12	e-Goa Pashusamvardhan, Rashtriya Krishi Vikas Yojana	234.41	Timely completion of projects must be ensured. Proper monitoring is required. Extension may be agreed to.	75.75	The committee approved extension by one year. Assets are to be geo-tagged.
13	Proposal for increasing farmers income through market support	134.62	Timely completion of projects must be ensured. Proper monitoring is required. Extension may be agreed to.	4.62	The committee approved extension by one year. Assets are to be geo-tagged.
14	Remodelling of protective bunds to protect low lying paddy fields (Khazan Lands) from saline water.	1258.05	The matter is being dealt with through separate correspondence and may be delinked from here.	722.23	The committee approved extension by one year. Assets are to be geo-tagged.
15	Up gradation of training facilities for advanced trainings to the farmers, farm women, rural youth and other stakeholders.	33.65	Project pertains to 2013-14. Needs to be reviewed at the level of Chief Secretary for early completion.	25.57	The committee approved extension by one year. Assets are to be geo-tagged.
16	Establishment of training, Demonstration units and museum of Aquaculture and fisheries.	23.30	If not initiated project may be reviewed. Otherwise extension agreed to.	23.30	The committee approved extension by one year. Assets are to be geo-tagged.
17	Installation of Solar power micro shade in KVK South.	24.96	If not initiated project may be reviewed. Otherwise extension agreed to.	24.96	Project Implementing Agency proposed for de-sanctioned as the proposed project cost exceeds the amount as per the norms of National Institute of Solar Energy (NISE), hence not feasible. Committee approved for de-sanctioning of the project.
18	Establishing of Post Harvest Technology Unit in KVK South.	31.56	If not initiated project may be reviewed. Otherwise extension agreed to.	31.56	The committee approved extension by one year. Assets are to be geo-tagged.
19	Micro Irrigation Demonstration Unit for Horticulture and Vegetables.	12.00	If not initiated project may be reviewed. Otherwise extension agreed to.	12.00	The committee approved extension by one year. Assets are to be geo-tagged.





Sr. No.	Name of the Project	Total cost of project approved	Remarks from GOI	Funds required for 2020-21	Remarks of SLSC held on 2nd February, 2021.
20	Mechanizing Agriculture in Goa State.	2635.99	Please certify that each tractor and other machinery has been geotagged. Extension agreed to.	330.81	Chairman of SLSC advised to take up the proposal with RKVY division, Ministry of Agriculture, GOI for continuing this project for the period from 2021-2025 for utilizing approved project cost. The committee approved extension by one year. Assets are to be geo-tagged.
21	Project for Preparing Road map for Agriculture Marketing in Goa.	6.66	The project pertains to 2017-18. If not initiated project may be reviewed. Otherwise extension agreed to.	6.66	The committee approved extension by one year. Assets are to be geo-tagged.
22	Improvement of working environment of Agriculture Department.	852	Project pertains to 2016-17. Needs to be reviewed at the level of Chief Secretary for early completion.	25.30	The committee approved extension by one year. Assets are to be geo-tagged.
23	Mobile Agriculture Exhibition Van.	38.03	Project pertains to 2017-18. Not yet initiated. Needs to be reviewed at the level of Chief Secretary. Otherwise extension agreed to.	38.03	The committee approved extension by one year. Assets are to be geo-tagged.
24	Providing and Automation in irrigation at Sakhal.	153.25	Project pertains to 2018-19. Not yet initiated. Needs to be reviewed at the level of Chief Secretary. Otherwise extension agreed to.	153.25	The committee approved extension by one year. Assets are to be geo-tagged.
25	Modern Rice Mill	43.16	Project pertains to 2014-15. Needs to be reviewed at the level of Chief Secretary. Otherwise extension agreed to.	8.45	Project already commissioned. Balance 10% assistance will be released after Evaluation of RKVY Projects being outsourced to NABCONS. The committee approved extension by one year. Assets are to be geo-tagged.
26	Poha Mill (Poha Manufacturing Unit) at Canacona	29	Extension agreed to.	29.00	Project is completed and commissioned & bills are to be settled. The committee approved extension by one year. Assets are to be geo-tagged.
27	Establishment of Rice Mill under RKVY project (Polish & Steam Boiled Rice) at Cundaime Ponda	30	Extension agreed to.	30.00	The project is physically completed but not commissioned. The committee approved extension by one year. Assets are to be geo-tagged.
28	Characterization and mapping of Land Resources of Goa	115.67		15.00	Project is completed.
29	Crossbred Heifer rearing at cattle breeding farm, Copardem - Sattari Goa.	1219.17		11.11	Project is completed.
	<b>Total ongoing project cost</b>	<b>9524.16</b>		<b>2679.53</b>	



4) Review of activities conducted during 2019-20 and Ex-post facto approval for the State Extension Work Plan (SEWP 2020-21) under National Mission on Agricultural Extension & Technology (NMAET).

a. Review of activities conducted during 2019-20.

The SLSC reviewed & approved the activities of SEWP conducted by SAMETI, ATMA North & ATMA South during 2019-20 under NMAET

The details of physical & financial achievements against the target are as below:

(Amount in lakhs)								
S.No	Activities			No. of Beneficiaries	Physical		Financial	
					Target	Achive ment	Target	Achiveme nt
A.	STATE LEVEL :							
A.1	Monitoring & Evaluation							
	a)Quarterly review workshops and RE Interfaces (Pre-seasonal)				2	4	1.5	0.36
	b)Concurrent Monitoring & Evaluation					0	1	0
	c)Expenses for IDWG including TA,DA, hiring of vehicle/POL & contingencies for SNO and State Coordinator					0	1	0
A.2	a. Training(Inter State/SAMETI level)							
	No. of Training programmes #			17				
	No. of participants Male	Gen.	204	12	17	10.8	2.74	
		SC	1					
		ST	17					
		OBC	39					
		Min.**	0					
		Total:	261					
	No. of participants Female	Gen.	51					
		SC	0					
		ST	10					
		OBC	8					
		Min.**	0					
		Total:	69					
	GRAND TOTAL:			330	12	17	10.8	2.74



(Amount in lakhs)

S.No	Activities			No. of Beneficiaries	Physical		Financial	
					Target	Achievement	Target	Achievement
	No. of man days*			3100				
	<b>b. Induction Training</b>			0				
	No. of Training programmes #			2				
	No. of participants Male	Gen.		0	2	2	0.4	0
		SC		0				
		ST		0				
		OBC		0				
		Min.**		0				
		<b>Total:</b>		0				
	No. of participants Female	Gen.		0				
		SC		0				
		ST		0				
		OBC		0				
		Min.**		0				
		<b>Total:</b>		0				
	<b>GRAND TOTAL:</b>			0	2	2	0.4	0
	No. of man days*			0				
	<b>c. Refresher Training</b>			0				
	No. of Training programmes #			2				
	No. of participants Male	Gen.		0	2	2	0.6	0
		SC		0				
		ST		0				
		OBC		0				
		Min.**		0				
		<b>Total:</b>		0				
	No. of participants Female	Gen.		0				
		SC		0				
		ST		0				
		OBC		0				
		Min.**		0				
		<b>Total:</b>		0				
	<b>GRAND TOTAL:</b>			0	2	2	0.6	0
	No. of man days*			0				
	<b>d. Development of Quality Resource Material for training &amp; HRD Interventions (no. of workshop days)</b>			0	1	0	0.45	0
A.3	Exposure visits			0				





(Amount in lakhs)

S.No	Activities			No. of Beneficiaries	Physical		Financial	
					Target	Achievement	Target	Achievement
	-No. of Exposure Visits			12				
	No. of participantsMale	Gen.		0	12	12	9	0
		SC		0				
		ST		0				
		OBC		0				
		Min.**		0				
		Total:		0				
	No. of participantsFemale	Gen.		0				
		SC		0				
		ST		0				
		OBC		0				
		Min.**		0				
		Total:		0				
	GRAND TOTAL:			0	12	12	9	0
	No. of man days*			32				
A.4	State level Exhibitions/ Kissan melas/ etc.			0				
	-Number of events			0				
	Number of visitorsMale	Gen.		356	1	2	6	0.47
		SC		298				
		ST		159				
		OBC		0				
		Min.**		0				
		Total:		813				
	Number of visitorsFemale	Gen.		287				
		SC		257				
		ST		176				
		OBC		0				
		Min.**		0				
		Total:		720				
	GRAND TOTAL:			1533	1	2	6	0.47
A.5	Krishi Expo/ Regional Fairs-Organized/ supported by DAC			0				
	-Number of events			0				
	No. of ParticipantsMale	Gen.		0	1	0	2	0
		SC		0				



(Amount in lakhs)

S.No	Activities					Physical	Financial	
				No. of Beneficiaries	Target	Achievement	Target	Achievement
		ST		0				
		OBC		0				
		Min.**		0				
		Total:		0				
	No. of Participants	Female	Gen.	0				
		SC		0				
		ST		0				
		OBC		0				
		Min.**		0				
		Total:		0				
	GRAND TOTAL:			0	1	0	2	0
A.6	Awards for best performing district ATMA					0	0.5	0
A.7	a.Farmer Awards (numbers)					0		0
	State level				20	0	5	0
	District level				20	0	5	0
	b. Incentive for Exemplary Extension work at District/Block Level				6	0	0.5	0
	c. Incentivizing Scientist and Ext. Personnel					0		0
	d. Lumpsum Grant for PPP Model					0		0
A.8	(a)Operational Expenses					0	2	0.7
	(b)Number of Success Stories documented				1	0	2	0
	(c)Vehicle hiring & POL					0	4	0.11
	Recurring					0		0
						0		0
TOTAL (A.1to A.8) \$				4665	79	39	51.75	4.38
B.	DISTRICT LEVEL :							
I. Farmer oriented activities								
B.1	Developing/Revisiting SREPs (Numbers)			0	0	0	1	0
B.2	Training of farmers							
	a) Inter State							



(Amount in lakhs)


S.No	Activities			No. of Beneficiaries	Physical		Financial	
					Target	Achievement	Target	Achievement
	No. of Trainings			14	539	14	6.74	3.39
	No. of Participants Male		Gen.	44				
			SC	0				
			ST	0				
			OBC	6				
			Min.*	0				
			Total	50				
			:					
	No. of Participants Female		Gen.	7				
			SC	0				
			ST	0				
			OBC	3				
			Min.*	0				
			Total	10				
			:					
	GRAND TOTAL:			60				
					539	14	6.74	3.39
	No. of man days*			284				
	b) Within State							
	- No. of Trainings			22	800	22	4.4	1.95
	No. of Participants Male		Gen.	167				
			SC	0				
			ST	1				
			OBC	25				
			Min.*	0				
			Total	193				
			:					
	No. of Participants Female		Gen.	124				
			SC	0				
			ST	15				
			OBC	24				
			Min.*	0				
			Total	163				
			:					
	GRAND TOTAL:			356	800	22	4.4	1.95
	No. of man days*			395				
	c) Within District level-ii) Non-Residential							



S.No	Activities			(Amount in lakhs)			
				Physical		Financial	
			No. of Beneficiaries	Target	Achievement	Target	Achievement
	No. of Trainings		186	5500	186	13.75	2.78
	No. of participants Male	Gen.	1516				
		SC	7				
		ST	670				
		OBC	257				
		Min.*	11				
		Total	2461				
		:					
	No. of participants Female	Gen.	1825				
		SC	16				
		ST	810				
		OBC					
		Min.*	22				
		Total	3367				
		:					
	GRAND TOTAL:		5828	5500	186	13.75	2.78
	No. of man days*		6012				
B.3	Organizing Demonstrations						
	No. of Demonstrations						
	(a) Agriculture		355	360	355	18.4	0.11
	(b) Allied Sectors-(i) AHD&F		22	125	22	4.6	0
	(ii) Horticulture		0		0	0	0
	(iii) Sericulture		0		0	0	0
	(iv) Poultry		0		0	0	0
	(v) Fodder Production		0		0	0	0
	(vi) Any Other (give specification)		0		0	0	0
	Total		377	485	377	23	0
	No. of individual farmers:-			485	377	23	9.46
	No. of farmers Male	Gen.	150				
		SC	0				
		ST	78				
		OBC	25				
		Min.*	22				
		*					



S.No	Activities		No. of Beneficiaries	Physical		Financial	
				Target	Achive ment	Target	Achiveme nt
		Total	275				
	No. of farmers Female	Gen.	35				
		SC	0				
		ST	69				
		OBC	9				
		Min.*	3				
		Total	116				
	GRAND TOTAL:		391	485	377	23	9.46
B.4	Exposure Visits (EV):						
	a) Inter-state						
	No. of Exposure Visits		12	390	12	4.4	0.59
	No. of participants Male	Gen.	43				
		SC	1				
		ST	0				
		OBC	12				
		Min.*	0				
		Total	56				
	No. of participants Female	Gen.	0				
		SC	0				
		ST	0				
		OBC	0				
		Min.*	0				
		Total	0				
	GRAND TOTAL:		56	390	12	4.4	0.59
	No. of man days*		158				
	(b) Within State						
	No. of Exposure Visits		10	1560	10	8.8	0.78
	No. of participants Male	Gen.	31				
		SC	0				
		ST	1				
		OBC	2				
		Min.*	0				
		Total	34				





S.No	Activities		No. of Beneficiaries	Physical		Financial	
				Target	Achievement	Target	Achievement
	No. of participants Female	Gen.	193				
		SC	0				
		ST	21				
		OBC	35				
		Min.*	0				
		Total	249				
	GRAND TOTAL:		283	1560	10	8.8	0.78
	No. of man days*		283				
	c) Within district						
	- No. of Exposure Visits		15	1700	15	5.1	0.94
	No. of participants Male	Gen.	16				
		SC	0				
		ST	15				
		OBC	14				
		Min.*	0				
		Total	45				
	No. of participants Female	Gen.	144				
		SC	0				
		ST	88				
		OBC	135				
		Min.*	0				
		Total	367				
	GRAND TOTAL:		412	1700	13	5.1	0.94
	- No. of man days*		379				
B.5	Mobilization of farmer groups						
	a) Capacity building, skill development and support services			220	34	11	0.02
	No. of participants Male	Gen.	576				
		SC	0				
		ST	39				
		OBC	36				
		Min.*	3				
		Total	654				



(Amount in lakhs)

S.No	Activities			No. of Beneficiaries	Physical		Financial	
					Target	Achievement	Target	Achievement
	No. of participants Female	Gen.	526					
		SC	0					
		ST	16					
		OBC	44					
		Min.*	7					
		Total	593					
	GRAND TOTAL:			1247	220	34	11	0.02
	o No. of Groups formed		0			46	0	0
	o No. of members benefitted		0			1063	0	0
	b) Seed money /revolving fund							
	o No. of Groups provided seed money		0			0	0	0
	No. of members benefitted		0		55	0	5.5	0
	c) Food Security Groups for Women							
	o No. of Groups formed		0			0	0	0
	No. of members benefitted		0		22	0	2.2	0
B.6	Rewards and incentives –							
	o Best organized group representing different enterprises		0		10	0	2	0
B.7	Farmer Awards (Numbers)							
	o Block level		0		22	0	2.2	0
	II. Farm Information dissemination							
B.8	District level exhibitions, kisan melas, fruits/ vegetable shows.							
	o No. of events					3		
	Total No. of visitors Male	Gen.	24		2	3	8	0.58
		SC	0					
		ST	45					
		OBC	0					
		Min.*	0					
		Total	69					
	Total No. of visitors Female	Gen.	17					
		SC	0					
		ST	23					
		OBC	0					



		(Amount in lakhs)						
S.No	Activities			No. of Beneficiaries	Physical		Financial	
					Target	Achievement	Target	Achievement
			Min.*	0				
			Total	40				
			:					
	GRAND TOTAL:			109	2	3	8	0.58
B.9	a) Information Dissemination through						8	0
	b) Low cost publication						7.92	0
B.10	Technology packages developed						4	0
	III. Agricultural Technology Refinement, Validation and Adoption							
B.11	a) Farmer Scientist Interactions at district level							
	o No. of interaction				1			
	No. of farmers participated Male			Gen.	8	4	1	0.8
				SC	0			
				ST	0			
				OBC	0			
				Min.*	0			
				Total	8			
				:				
	No. of farmers participated Female			Gen.	10			
				SC	0			
				ST	0			
				OBC	0			
				Min.*	0			
				Total	10			
				:				
	GRAND TOTAL:			18	4	1	0.8	0
	b) Designated expert support from KVK/ SAU at district level.				24	0	0.48	0
	c) Joint visit of Scientist & Extension Workers				52	0	0.73	0
B.12	Organization of field days and kisan goshties				0			
	o No. of Field Days/Kisan Goshties organised				10	22	10	3.3
	No. of farmers participated Male			Gen.	125			0.56
				SC	0			
				ST	124			
				OBC	61			
				Min.*	0			
				*				



S.No		Activities			(Amount in lakhs)				
					No. of Beneficiaries	Physical		Financial	
						Target	Achievement	Target	Achievement
		Total			310				
		No. of farmers participated Female			Gen.	54			
					SC	0			
					ST	52			
					OBC	37			
					Min.*	0			
					*				
		Total			143				
		:							
		GRAND TOTAL:			453	22	10	3.3	0.56
B.13	Assessment, refinement, validation and adoption of frontline technologies and other short term researchable issues through KVKs and other local research centres.					0	0	10	0
	o No. of KVKs involved						0		0
	o Issues/ trials allocated						0		0
B.14	a) Operational expenses for including TA/DA at district level					0	0	15.6	2.47
	b) Hiring of vehicles & POL					0	0	3.6	2.07
	c) Operational expenses at block level.					0	0	3.3	0.82
	d) Operational Expenses for DFAC meeting					0	1	0.4	0.03
	e) Operational Expenses for BFAC meeting					66	31	1.65	0.15
B.15	Farm Schools						0		0
	a) Agriculture						9	0	0.55
	b) AHD&F						0	0	0
	c) Horticulture						0	0	0
	d) Sericulture						0	0	0
	e) Poultry						0	0	0
	f) Fodder Production)						0	0	0
	g) Any Other (give specification)						0	0	0
	TOTAL:					22	35	6.47	0.55
Total (B.1 to B. 15)					9715	11495	749	164.34	27.14
C.	INNOVATIVE ACTIVITIES – STATE LEVEL								
C.1	Implementation of Extension Activities through Agri-Entrepreneurs trained under Agri-Clinic scheme.								
	No. of Agri-preneurs involved				Gen.	0	0	0	0
					SC	0			
					ST	0			
					OBC	0			




(Amount in lakhs)

(Amount in lakhs)								
S.No	Activities				Physical		Financial	
				No. of Beneficiaries	Target	Achievement	Target	Achievement
			Min*	0				
			Total :	0				
C.2	P.G. Diploma in Agri. Extension. Mgmt.							
	No. of functionaries enrolled		Gen.	0	9	0	1.35	0.24
			SC	0				
			ST	0				
			OBC	0				
			Min.*	0				
			Total :	0				
Total (C.1 to C.2)				0	9	0	1.35	0.24
D.	INNOVATIVE ACTIVITIES – DISTRICT LEVEL							
D.1	Support for district level Training Institutions – It may include both “Operational Expenses” and Non-Recurring Expenditure				0	0	10	0
D.2	(i) Setting up CRS					0	0	0
	- No. of CRS supported for infrastructure					0	0	0
	- Content Creation					0	0	0
	a) 1st year for two hrs. of daily programme					0	0	0
	b) 2nd year for 1.1/2 hrs of daily programme					0	0	0
	c) 3rd Year for ½ Hr. of daily programme					0	0	0
D.3	Farmer Friend				114	7	13.68	0.84
Total (D.1 to D.3)					114	7	23.68	0.84
E.	OTHER INNOVATIVE ACTIVITIES					0		0
E.1	Innovative activities - State component					0	0	0
E.2	Innovative activities – District component					0	2.5	0
E.3	Certified Crop Advisor (MANAGE)					0	0.25	0.2
Total (E.1 & E.2)					0	0	2.75	0.2
F.	IDT component							
F.1		Display			10	0	0	0
F.2		Pico			2	1	1.2	0.41
F.3		Production			10	0	5	0
F.4.a		Handheld			10	0	5.4	2.47
F.4.b		GPRS			10	0	0.6	0
F.5		Kala Jatha			10	0	0.5	0
Total (F.1 to F.4)					52	1	12.7	2.88



(Amount in lakhs)								
S.No	Activities			No. of Beneficiaries	Physical		Financial	
					Target	Achievement	Target	Achievement
G.	Specialist and Functionary Support							
G.1	State Level						35	
	- State Coordinator				1	0		0
	- Gender Coordinator				1	0		0
	- Director (SAMETI)				1	0		0
	- Faculty/ Dy Director (SAMETI)				2	2		35.12
	- Accountant-cum-clerk (SAMETI)				1	1		4.06
	- Computer Programmer/Data Entry Operator (SAMETI)				1	1		1.61
G.2	District Level						216	
	- Project Director				2	2		36.62
	- Deputy Project Director				4	4		47.36
	- Accountant-cum-clerk				2	2		7.74
	- Computer Programmer/Data Entry Operator				2	2		4.89
G.3	Block Level							
	- Block Technology Manager (BTM) including Operational Expenses				11	8		31.75
	- Assistant Technology Manager (ATM) including Operational Expenses				22	14		49.82
Total (G)					50	36	251	218.97
GRAND TOTAL (B. to G.)				14394	11799	832	507.57	254.51

NOTE: T = Target, A = Achievement, AA = Allocation approved under SEWP, E = Expenditure incurred





**b. Ex-post facto approval for the State Extension Work Plan (SEWP 2020-21) under National Mission on Agricultural Extension & Technology (NMAET).**

The SEWP for the year 2020-21 was presented before SLSC for approval as detailed below.

Cafeteria No.	SAMETI - Goa Activities	Details	Amount in Rs Lakhs
A.	State Level Activities		
	Monitoring & evaluation		
	(a) Quarterly review workshops and R-E Interfaces (pre-seasonal).	2 Workshops @0.75 Lakhs	1.500
A.1	(b) Concurrent Monitoring & Evaluation.	Yearly concurrent evaluation	1.000
	c) Expenses for Inter Departmental Working Group on extension reforms and other contingencies including Operational Support TA /DA , hiring of vehicle/ POL, and contingencies for SNO	--	1.000
	a) Training Courses - National / Inter State / <u>Within the State (SAMETI) level</u> - Both Govt. & Non-Govt. extension Functionaries (including NGOs, para Extension Workers, Input Suppliers Farmer Friends, ATM, BTM, Project Director Dy. Project Director, Director & Faculty of SAMETI etc.)	12 Blocks x 20 Functionaries x 3 days @ 0.015	10.800
A.2	b) Induction Training for ATMA functionaries	2 Trainings x 15 functionaries x 2 Days @Rs.0.01	0.600
	c) Refresher Training of ATMA functionaries	2 Trainings x 15 Functionaries x 2 Days @ 0.01	0.600
	d) Workshop for Development of Quality resource Material for Training & HRD Interventions	1 Workshop x 10 Participants x 3days @ Rs 0.015	0.450
A.3	Exposure Visit of Extension functionaries to progressive States	12 Blocks x @ 0.75 per block x 7 days	9.000
A.4	Organization of State level exhibitions/ kisan melas/ Fruit/ Vegetable shows etc.	one exhibition	6.000
A.5	Participation in Krishi Expo & Regional Fair organized / supported by DAC.	1 No @ 2 Lakhs	2.000
A.6	Award for best performing ATMA	Trophies and certificates can be given for overall performance and for selected activities.	0.500
A.7	(a) Farmer Awards - Best farmers representing different areas of agriculture		-
	State level	10 farmers @ 2 farmers per activity @ 0.50 per farmer	5.000



Sl. No.	SAMETI - Goa Activities	Details	Amount in Rs Lakhs
A.7	District level	10 farmers @ 2 farmers per activity @ 0.25 per farmer < 2 Districts	2.500
	(b) Incentive for Exemplary Extension work to District/Block level Extension functionaries	2 Award per 3 cropping season @ Rs 15000 for 1st position and 10000 for 2nd position (thrice a year)	0.500
A.8	(a) Operational Expenses including reimbursement of mobile charges for Director & Dy. Directors of SAMETI	--	2.000
	(b) Documentation of Success Stories etc.(preparation and dissemination)	per year	2.000
	(c) Vehicle hiring and POL	--	4.000
	Recurring - Specialist and functionary support at State level	Director (SAMETI) -1, Dy. Dir - 2, Comp. Prog -1, Accountant cum clerk -1	43.000
<b>TOTAL For SAMETI</b>			<b>92.450</b>

#### B. DISTRICT LEVEL ACTIVITIES

(Amount in Lakhs)


		ATMA - SOUTH		ATMA - NORTH		
	Activities	Details	Amount	Details	Amount	
B.1	Developing/Revisiting Strategic Research & Extension Plan (SREP)	@2.5/Districts	0.00	@2.5/Districts	0.00	0.00
B.2	Training of farmers					
(a)	Inter - State	5 days x 12 farmers per block x 6 blocks @0.0125 (360 MD)	4.50	5 Days x 10 farmers per Block x 5 Blocks @ 0.0125 (250MD)	3.125	7.63
(b)	within state	1 day x 50 farmers per block x 6 blocks @ 0.01 (300 MD)	3.00	1 day x 100 farmers per block x 5 blocks @ 0.01 (500 MD)	5.00	8.00
(c)	within District Level	1 day x 600 farmers per block x 6 blocks @ 0.0025 (3600 MD)	9.00	1 day x 800 farmers per block x 5 blocks @ 0.0025 (4000 MD)	10.00	19.00



# **DISTRICT LEVEL ACTIVITIES**

(Amount in Lakhs)

(Amount in Lakhs)						
		ATMA - SOUTH		ATMA - NORTH		
	Activities	Details	Amount	Details	Amount	
B.3	Organizing demonstrations					
(a)	Demonstration (Agri)	80 demo/block x 0.04 x 6 blocks (480 demos)	19.20	125 demo/block x 0.04 x 5 blocks (625 demos)	25.00	44.20
(b)	Demonstration (allied sector)	20 demo/block x 0.04 x 6 blocks	4.80	33 demo/block x 0.04 x 5 blocks(165 demos)	6.60	11.40
B.4	Exposure visit of farmers					
(a)	Inter State	40 man days x 6 blocks @ 0.01 (240 MD)	2.40	8 farmers per Block x 5 blocks x 5 Days @ 0.01 (200 MD)	2.00	4.40
(b)	within the state	160 farmers x 6 blocks x 1 day @ 0.005(960 MD)	4.80	160 farmers x 5blocks x 1 day @ 0.005 (800 MD)	4.00	8.80
(c)	Within District	200 Farmers x 6 blocks x 1 day @ 0.003 (1200 man days)	3.60	100 Farmers x 5 blocks x 1 day @ 0.003 (500 man days)	1.50	5.10
B.5	Mobilization of farmer groups of different types including Farmer Interest Group,					
(a)	Their Capacity building, skill development and support services	0.05 x 6 blocks x 20 groups	6.00	0.05 x 5 blocks x 20 groups	5.00	11.00
(b)	Seed money / revolving fund	0.10 x 6 blocks x 5 groups	3.00	0.10 x 5 blocks x 10 groups	5.00	8.00
(c)	Food Security Groups (Women Farmers)	0.10 x 6 blocks x 2 groups	1.20	0.10 x 5 blocks x 2 groups	1.00	2.20
B.6	Rewards and incentives – Farmer Groups (Dist Level)	5 Groups x 0.20	1.00	5 Groups x 0.20	1.00	2.00
B.7	Farmer Awards (Block Level)	5 Farmer x 6 blocks x 0.10	3.00	5 Farmer x 5 blocks x 0.10	2.50	5.50





# **DISTRICT LEVEL ACTIVITIES**

(Amount in Lakhs)

	Activities	ATMA - SOUTH		ATMA - NORTH		
		Details	Amount	Details	Amount	
<b>B.8</b>	District level exhibitions, Kisan melas, fruits/vegetable shows	1 Exhibition per district @ 4.00	4.00	1 Exhibition per district @ 4.00	4.00	<b>8.00</b>
<b>B.9</b>	a) Information dissemination through printed leaflets etc and local advertisements	Per district @4.00 lakhs	4.00	Per district @4.00 lakhs	4.00	<b>8.00</b>
	b) Low cost publication	0.72 per block x 6	4.32	0.72 per block x 5 Blocks	3.6	<b>7.92</b>
<b>B.10</b>	Development of technology packages in digital form to be shared through IT network.	5 packages @ 0.20	1.00	5 packages @ 0.20	1.00	<b>2.00</b>
<b>B.11</b>	(a) Farmer Scientist Interactions at district level 25 farmers for 2 days	0.20 x 2 interactions	0.40	0.20 x 2 interactions	0.40	<b>0.80</b>
	(b) Designate Expert Support from ICAR/KVK	@0.02 x 12 months	0.24	@0.02 x 12 months	0.24	<b>0.48</b>
	(c) Joint visits by Scientist and extension worker	26 visits @ 0.014	0.364	26 visits @ 0.014	0.364	<b>0.73</b>
<b>B.12</b>	Organization of Kisan gosthis to strengthen research – extension – farmer linkages (1 per block in each of the 2 seasons)	2 gostis x 6 blocks x 0.15	1.80	2 gostis x 5 blocks x 0.15	1.50	<b>3.30</b>



# **DISTRICT LEVEL ACTIVITIES**

(Amount in Lakhs)

	Activities	ATMA - SOUTH		ATMA - NORTH		
		Details	Amount	Details	Amount	
B.13	Assessment, Refinement, Validation and adoption of Frontline technologies and other short term researchable issues through KVK s and other local research centers	5 lack / Per District	5.00	5 lack / Per District	0.00	5.00
	<b>RECURRING</b>					
B.14	Specialist and functionary support at District and Block level	PD-1 Dy PD-2, Acct-1, Computer Programmer-1, BTM-6, ATM-12	130.00	PD-1 Dy PD-2, Acct-1, Computer Programmer-1, BTM-5, ATM-10	120.00	250.00
a.	TA/DA and operational expenses for district level	As per actual	4.00	As per actual	7.80	11.80
b.	Hiring of Vehicles and POL	Includes TA/DA	1.80	Includes TA/DA	1.80	3.60
c.	Operational Expenses exclusively for block level (Including Hiring of Vehicles and POL)	6 blocks $\times$ 0.3	1.80	65blocks $\times$ 0.3	1.50	3.30
d.	Operational Expenses for DFAC Meetings	0.05 x 4 meetings	0.20	0.05 x 4 meetings	0.20	0.40
e.	Operational Expenses for BFAC Meetings	0.025 x 6 meetings x 6 blocks	0.90	0.025 x 6 meetings x 5 blocks	0.75	1.65
	<b>NON-RECURRING</b>					0.00



### DISTRICT LEVEL ACTIVITIES

(Amount in Lakhs)


	Activities	ATMA - SOUTH		ATMA - NORTH		
		Details	Amount	Details	Amount	
	(i) Equipment (Computer etc.)	One time Grant per Districts	4.00			4.00
<b>B.15</b>	Farm School	Farm Schools 2 per block × 6 blocks (29414/farm school + 4000/- per group of FS)	4.10	Farm Schools 30 nos in 5 blocks × @ Rs 0.25 (Avg)	7.50	<b>11.60</b>
<b>C</b>	<b>Innovative Activities</b>					<b>0.00</b>
	C2 - PG diploma in Agricultural extension through MANAGE	4 beneficiaries @ 40% of Rs 0.15	0.24	4 beneficiaries @ 40% of Rs 0.15	0.24	<b>0.48</b>
<b>D</b>	<b>Innovative Activity – District Level</b>					<b>0.00</b>
	D2 – Support to District Level training Institutions		5.00		5.00	<b>10.00</b>
	D3 - Farmer Friend	0.12/FF per year	1.44	50 FF x 0.12	6.00	<b>7.44</b>
<b>E</b>	<b>Innovative activities- District Level</b>					
<b>E1</b>	Pico Projectors					<b>0.00</b>
<b>E2</b>	Production of low cost films	4 @ 0.50 PER FILM	2.00	5 Films x 0.5	2.50	<b>4.50</b>
<b>E3</b>	a) Hand Held Devices	6 devices @ 0.05	0.30			<b>0.30</b>
	b) GPRS Charges			5 devices x 0.05	0.25	<b>0.25</b>
<b>E4</b>	a) Kala Jatha	6 blocks @ 0.10	0.60	5 blocks @ 0.10	0.50	<b>1.10</b>
	b) Certified crop advisors			5 Crop Advisors	0.25	<b>0.25</b>
	<b>Total for ATMA South</b>		<b>243.00</b>	<b>Total for ATMA North</b>	<b>241.119</b>	

In brief the SEWP is as below:

(Rs. In Lakhs)

Sr.No.	Particulars	Amount
1	SEWP FOR SAMETI- GOA	92.45
2	SEWP FOR ATMA-SOUTH GOA	243.00
3	SEWP FOR ATMA-SOUTH GOA	241.119
	<b>GRAND TOTAL</b>	<b>576.569</b>

The SLSC after deliberation granted ex-post facto approval for the SEWP for the year 2020-21, under NMAET.





**5) Review of activities conducted during 2019-20 and Ex-post facto approval of Annual Action Plan under Pradhan Mantri Krishi Sinchayee Yojana (PMKSY) 2020-21.**

Review of activities conducted during 2019-20 & Ex-post facto approval. Annual Action Plan for the North and South District under various component of Pradhan Mantri Krishi Sinchayee Yojana (PMKSY) was placed before SLSC for approval.

The SLSC reviewed the activities conducted during 2019-20 under Pradhan Mantri Krishi Sinchayee Yojana (PMKSY) –per drop more crop as detailed below:-

**a. Review of activities conducted during 2019-20**


**ACHIEVEMENTS OF MICRO IRRIGATION OF PER DROP MORE CROP COMPONENT UNDER PMKSY – 2019-20**

**(i) Achievements of Micro Irrigation**

Physical (in ha)		Financial( Rs. In Lakh)		No of beneficiaries	
Target	Achievement	Target	Achievement	Target	Achievement
882	93	333.3	19.72	947	93

**(ii) Achievements of Other Intervention**

Types of other interventions	Physical (nos)		Financial (Rs. in lakhs)		Area (ha)	
	Target	Achievement	Target	Achievement	Target	Achievement
Well	51	154	166.62	65.11	51.00	154.43
Pump set	51	284			51.00	297.56
Pipelines	51	30			51.00	58.4
Water storage tank/community ponds	33	11			85.00	22.43
Desilting of ponds	12	3			12.00	12.73
<b>Total</b>	<b>198</b>	<b>482</b>			<b>250.00</b>	<b>459.95</b>





**b. Ex-post facto approval of Annual Action Plan - Pradhan Mantri Krishi  
Sinchayee Yojana - Per Drop More Crop**

The Annual Action Plan - Pradhan Mantri Krishi Sinchayee Yojana - Per Drop More Crop for  
the year 2020-21 was presented before SLSC for Ex-post facto approval.


**Part (A) - Micro Irrigation area to be covered with primary water source created by the  
farmer himself/herself or through other resources.**

**Year - 2020-21**

Sr. No	Dis tricts	Drip Irrigation						Sprinkler Irrigation						Total			Eligib le Assist ance	Centr al share 60%	State share 40%
		<u>Field crops</u>			<u>Horticultural crops</u>			<u>Field crops</u>			<u>Horticultural crops</u>								
		Area (Ha)	No. of beneficiaries	Cost in lakhs	Area (Ha)	No. of beneficiaries	Cost in lakhs	Area (Ha)	No. of beneficiaries	Cost in lakhs	Area (Ha)	No. of beneficiaries	Cost in lakhs	Area	No. of beneficiaries	Cost in lakhs			
1	North Go	10	15	11.20	25	25	14.00	10	12	3.66	35	40	14	80	92	42.86	82.34	49.40	32.94
2	South Go	30	40	33.60	60	70	33.60	10	18	3.66	90	100	36	190	228	106.86			
Total		40	55	44.80	85	95	47.60	20	30	7.32	125	140	50	270	320	149.72			

Horticultur al crops	Ha
Coconut	20
Arecanut	20
Cashew	15
Banana	60
Vegetable s	60
Mango	20
Oil Palm	15
<b>Total</b>	<b>210</b>

Field crops	Ha
Sugarcane	50
Pulses (Alsando)	10
<b>Total</b>	<b>60</b>





## Annual Action Plan - Per Drop More Crop


**Part (B) - Micro Irrigation area to be covered with linking with water sources to be created under Per Drop More Crop separately for individual and community based proposals**

**Year - 2020-21**

Year - 2020-21																	
Sr. No	Districts	No. of water sources to be created	Protective irrigation potential (Ha)	Irrigation coverage under MI system				No. of beneficiaries	Cost of source s to be create d (Rs. in lakhs)	Cost of lifting device (Rs. in lakhs)	Cost of MI (Rs. in lakhs )	Total cost (Rs. in lakhs )	Eligibili ty assista nce	Central Assistance 60%		State Assistance 40%	
				<u>Area under Drip</u>		<u>Area under sprinklers</u>								Other Interventions	Micro Irrigation	Other Interventions	Micro Irrigation
				Field crop	Horti crop	Field crop	Horti crop										
1	North Goa	22	29	3	7	5	14	22	13.80	2.20	14.71	30.71	16.09	4.80	4.85	3.20	3.24
2	South Goa	38	36	3	8	5	20	38	20.20	3.80	17.67	41.67	21.71	7.20	5.83	4.80	3.88
Total		60	65	6	15	10	34	60	34.00	6.00	32.38	72.38	37.80	12.00	10.68	8.00	7.12

### DETAILS OF SUPPLEMENTARY INTERVENTIONS

Sr. No	Type of activity	Unit	Total Nos			
			SCSP	TSP	Others	Total
1	Farm ponds, Dug out Pond	Nos	1	1	1	3
2	Construction of water storage/harvesting activities for farmer's group	Nos	---	1	1	2
3	Community pond, village ponds, Irrigation Ponds	Nos	---	1	---	1
4	Construction of wells	Nos	2	13	27	42
5	Renovation of existing water bodies	Nos	1	4	7	12
<b>Total</b>			<b>4</b>	<b>20</b>	<b>36</b>	<b>60</b>


 32



# Pradhan Mantri Krishi Sinchayee Yojana - Per Drop More Crop \*

State - Goa

Year - 2020-21

Total No. of Clusters: 12

	Area under Micro Irrigation									Com posit e Integ rate d Proj ects # MI cove rage (Ha)	Irriga tion poten tial (Ha)	No. of benefi ciarie s (Nos)	Total cost (Rs. In lakhs)	Admn cost	Grand Total	Centr al share 60%	State share 40%
	<u>Drip Irrigation</u>			<u>Sprinkler</u>			<u>Total</u>										
	Fie ld cro p	Hor rt	Total	Fiel d cro p	Hor t	Total	Fie ld cro p	Hor t	Tota l								
Total	40	85	125	20	125	145	60	210	270	65	335	380	120.14	4.86	125.00	75.00	50.00
General	30	70	100	17	105	122	47	175	222	53	275	310					
SC		2	2		5	5		7	7	2	9	10					
ST	10	13	23	3	15	18	13	28	41	10	51	60					

\* - Summary of A & B

# - Part B

The SLSC after deliberation granted Ex-post facto approval for the year 2020-21 .



**6) Administrative expenses under RKVY (2020-21).**


The Administrative expenses to be done during 2020-21 was presented before SLSC for approval as detailed below;

The SLSC approved Administrative expenses for the year 2020-21.

1. Appointments of external Agency for evaluation of projects under RKVY	Rs. 29.48 lakhs
2. Continuation of Data Entry Operators (2 nos.) for the year 2020-21 & 2021-22	Rs. 6.52 lakhs
3. Purchase of Desktop computer, external Hard disc, Laser printer (Colour), Digital Camera Others	Rs. 2.00 lakhs
4. Preparation of Success stories, film and documentation on the projects implemented so far.	Rs. 5.00 lakhs
5. Stationary, pamphlets, folder for meetings, etc.	Rs. 1.00 lakhs
6. Hiring of Vehicles (need based)	Rs. 2.00 lakhs
7. Miscellaneous	Rs. 1.00 lakhs
<b>Total:</b>	<b>Rs.47.00 lakhs</b>

**7) Any other matter with the permission of the chair**

As there was no other point on agenda the meeting ended with vote of thanks.

  
(Kuldeep Singh Gangar, IAS)  
Secretary (Agriculture) /  
Member Secretary SLSC



**IVTH State Level Sactioning Committee Meeting of RKVY-RAFTAAR held on 2nd February, 2021 at 10.30 A.M. in Conference Hall, Secretariat- Porvorim.**

Sr. No.	Name of the Participant	Designation	Department
1	Shri. Parimal Rai	Chief Scretary/ Chairman SLSC	Government of Goa
2	Shri.Kuldeep singh Gangar,IAS	Secretary (Agri)	Government of Goa
3	Shri.Puneet Goel	Pr.Secretary (F)	Government of Goa
4	Shri.Sanjay Gihar	Secretary (WRD)	Government of Goa
5	Shri. Ganesh Singh (attended meeting on Webinar)	Under Secretary (RKVY)	Department of Agriculture , Cooperation & Farmers Welfare- Government of India.
6	Shri. O.R.K Reddy (attended meeting on Webinar)	Director	Central Water Commission, regional office Banglore- Government of India.
7	Shri.Nevil Alphonso	Director of Agriculture	Directorate of Agriculture
8	Smt.Siddhi Halarnakar	Director	Director of Panchayat
9	Dr. Agostinho mesquita	Director	Directorate of Animal Husbandry and veterinary Services
10	Shri.N.Y. Durga Prasad	Director	Director Planning, Statistics & Evaluation
11	Dr. Sharmila Monteiro	Director	Directorate of Fishries
12	Shri.SD Patil	Chief Engineer	Water Resource Development
13	Shri.Santosh Kumar	Asst. Principal Chief Conservator	Department of Forest.
14	Shri.Arvind Khutkar	Registrar	Registrar of Co-operative Societies
15	Shri.Sandeep Fal Dessai	Managing Director	Goa State Horticultural corporation ltd
16	Shri.HRC Prabhu	Subject Matter Specialist	Krishi Vigyan Kendra (North) , ICAR
17	Shri.Vithal A. Joshi	Dy. Director of Agriculture (Crops)	Directorate of Agriculture
18	Shri.Shiwanand Wagle	Dy. Director of Agriculture (Extn)	Directorate of Agriculture
19	Shri.Satej Kamat	Dy. Director (SAMETI)	Directorate of Agriculture
20	Shri.D.Y. Salelkar	Executive Engineer	Water Resource Development
21	Shri.Milind S. Gawde	Asst. Engineer	Water Resource Development
22	Dr. Nitin S. Naik	Asst. Director	Directorate of Animal Husbandry and veterinary Services
23	Shri.H.M. Rangaraju	Executive Engineer(SCD)	Directorate of Agriculture



Sr. No.	Name of the Participant	Designation	Department
24	Smt.Nilima Y. Gawas	Zonal Agriculture Officer (Bicholim)	Directorate of Agriculture
25	Shri.S.B. Dhaimodkar	Project Director ATMA (South)	Agricultur Techonology Management Agency(South)
26	Shri.Kishore Bhave	Asstt. Director of Agriculture (Extension)	Directorate of Agriculture
27	Shri.Dilip Paranjape	Project Director ATMA (North)	Directorate of Agriculture
28	Shri.Sujay Shirodkar	Agriculture Officer (NRM)	Directorate of Agriculture
29	Shri.Prasana Kumar	Asstt. Director(AE)	Directorate of Agriculture
30	Shri.Prasad P. Parab	Zonal Agriculture Officer ( Pernem)	Directorate of Agriculture
31	Shri.Chetan Rao	Official	Directorate of Animal Husbandry and veterinary Services
32	Smt.Rena Meenezes	Asstt. Director of Agriculture(Crops)	Directorate of Agriculture
33	Shri.Chandralas Desai	Project Coordinator	Krishi Vigyan Kendra (South Goa)
34	Shri.Pradeep Malik	Asstt. Director of Agriculture(RKVY)	Directorate of Agriculture
35	Smt.Kameshwari Raikar	Agriculture Officer (RKVY)	Directorate of Agriculture
36	Shri.Saeesh Gandhi	Agriculture Officer (IT)	Directorate of Agriculture
37	Shri.Premanand P.Mahamare	Vice-Chairman	Goa State Agricultural Marketing Board
38	Shri.Harischandra s. Gawde	Secretary	Goa State Agricultural Marketing Board
39	Smt. Prajakta Kamat	Implementation Engineer	Goa Electronic Ltd.(GEL)
40	Shri.Munjunath Robert	Representative of GSAMB	Goa State Agricultural Marketing Board
41	Shri.Krishna Sahakari	Representative of GSAMB	Goa State Agricultural Marketing Board
42	Shri.Avmino Rebeiro	Representative of GSAMB	Goa State Agricultural Marketing Board

